

THERMOCOUPLE ORDERING CODE

B1 - **1** - **2** **3** **4** **5** - **6** **7** **8** - **9** **10**

Eg: B Model, B1, Type K, Inner Diameter (Bayonet Cap) Dia 12.5, Ungrounded, Tip Length L1=8mm, Ø : 6mm, Wire Length : 2 mtr, Wire Type : Fiberglass/Fiberglass/ Stainless Steel Braided, Class 2.
Order Code : B1-K-U125L8-2FGSCL2-00

B2 - **1** - **2** **3** **4** **5** - **6** **7** **8** - **9** **10**

Eg: B Model, B2, Type K, Inner Diameter (Bayonet Cap) Dia 12.5, Ungrounded, Tip Length L1=8mm, D1 : 6mm, Wire Length : 2 mtr, Wire Type : Flex Conduit, Class 2 with Standard Connector and wire clamp
Order Code : B2-K-U125L8-2FCCL2-CNWC10

1 CALIBRATION

Single

K: K

J: J

2 JUNCTION

W: Grounded

U: Ungrounded

3 INNER DIAMETER – BAYONET CAP SIZE

115: Ø11.5mm

125: Ø12.5mm

150: Ø15.0mm

4 SHEATH DIAMETER (Ø)

F : Ø3mm

H : Ø4mm

I : Ø4.5mm

K : Ø5mm

L : Ø6mm

5 SHEATH LENGTH (L1)

(Specify the sheath length accordingly in mm)

8 : 8mm

10: 10mm

25: 25mm

50: 50mm

6 WIRE LENGTH

1: 1 Meter

2: 2 Meter

3: 3 Meter

7 WIRE TYPE

T : FEP/FEP

FGS : Fiberglass/Fiberglass/Stainless Steel Braid-Solid Core

FGST : Fiberglass/Fiberglass/Stainless Steel Braid-Stranded

FC: Stainless Steel Flex Conduit (For B2 Model only)

8 TOLERANCE

CL2 : Class 2 (Standard industrial class)

9 CONNECTORS (OPTIONAL ITEM)

0 : Nil

CN1 : Miniature connector

CN1WC : Miniature connector + wire clamp

CNS1 : Standard connector

CNS1WC : Standard connector + wire clamp

10 BAYONET ADAPTOR (OPTIONAL ITEM)

0 : Nil

A : ¼ BSP (thread size)

C : 1/8 BSP (thread size)

Bayonet Cap

Dia Ø

L1

B1

Optional Standard Connector

Optional Wire Clamp

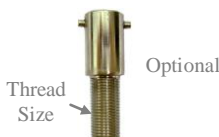
Bayonet Cap

Dia Ø

L1

B2

Bayonet Adaptor



Remarks: Not all combination are available however we will offer the nearest to your requirement

THERMOCOUPLE ORDERING CODE

B3 - **1** - **2** **3** **4** **5** - **6** - **7** - **8** **9** **10** - **11** **12**

Eg: B Model, B3 Style 3, Type K, Inner Diameter (Bayonet Cap) Dia 12.5, Ungrounded, L1=25mm, L=100mm, ϕ : 3mm, Wire Length : 2 mtr, Wire Type : Fiberglass/Fiberglass/ Stainless Steel Braided, Class 2.
Order Code : B3-K-U1F25-100-0-2FGSCL2-00

B4 - **1** - **2** **3** **4** **5** - **6** - **7** - **8** **9** **10** - **11** **12**

Eg: B Model, B4 Style 4, Type K, Inner Diameter (Bayonet Cap) Dia 12.5, Ungrounded, Sheath Length L1=50mm, L2 =120mm, L3=75mm ϕ : 3mm, Wire Length : 2 mtr, Wire Type : Flex Conduit, Class 2.
Order Code : B4-K-U1F50-120-75-2FCCL2-00

1 CALIBRATION

Single

K: K

J: J

2 JUNCTION

W: Grounded

U: Ungrounded

3 INNER DIAMETER – BAYONET CAP SIZE

1: ϕ 12.5mm

2: ϕ 15mm

4 SHEATH DIAMETER (ϕ)

F : ϕ 3mm

H : ϕ 4mm

I : ϕ 4.5mm

K : ϕ 5mm

L : ϕ 6mm

5 SHEATH LENGTH (L1)

(Specify the sheath length accordingly in mm)

8: 8mm

25: 25mm

50: 50mm

6 LENGTH (L2)

(Specify the sheath length accordingly in mm)

70: 70mm

80: 80mm

100: 100mm

7 LENGTH (L3)

(Specify L3 length accordingly in mm)

0: Nil (For B3 model)

75: 75mm

85: 80mm

90: 90mm

8 WIRE LENGTH

1: 1 Meter

2: 2 Meter

3: 3 Meter

9 WIRE TYPE

FGS : Fiberglass/Fiberglass/Stainless Steel Braid-Solid Core

FGST : Fiberglass/Fiberglass/Stainless Steel Braid-Stranded

FC: Stainless Steel Flex Conduit (For B3 Model only)

10 TOLERANCE

CL2: Class 2 (Standard industrial class)

11 CONNECTORS (OPTIONAL ITEM)

0 : Nil

CN1 : Miniature connector

CN1WC : Miniature connector + wire clamp

CNS1 : Standard connector

CNS1WC : Standard connector + wire clamp


12 BAYONET ADAPTOR (OPTIONAL ITEM)

1 : Nil

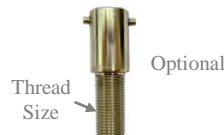
A : 1/4 BSP

C : 1/8 BSP

Remarks: Not all combination are available however we will offer the nearest to your requirement



Bayonet Adaptor



RTD ORDERING CODE

B1 - **1** - **2** **3** **4** **5** - **6** **7** **8** - **9** **10**

Eg: B Model, B1- Style 1 , PT100, Inner Diameter (Bayonet Cap) Dia 12.5, Ungrounded, Tip Length L1=8mm, ϕ : 6mm, Wire Length : 2 mtr, Wire Type : Fiberglass/Fiberglass/ Stainless Steel Braided, Class B
Order Code : B1-P1-2WIL8-2FGSTCLB-00

1 CALIBRATION

Single

P1: PT100

2 WIRE CONNECTION PER RTD

2W: 2 Wire

3W: 3 Wire

3 INNER DIAMETER – BAYONET CAP SIZE

1: ϕ 12.5mm

2: ϕ 15mm

4 SHEATH DIAMETER (ϕ)

F : ϕ 3mm

H : ϕ 4mm

I : ϕ 4.5mm

K : ϕ 5mm

L : ϕ 6mm

M : 6.4mm

N : 8mm

5 SHEATH LENGTH (L1)

(Specify the sheath length accordingly in mm)

8: 8mm

25: 25mm

50: 50mm

6 WIRE LENGTH

1: 1 Meter

2: 2 Meter

3: 3 Meter

7 WIRE TYPE

TGST : FEP/Fiberglass/Stainless Steel Braid-Stranded

FGST : Fiberglass/Fiberglass/Stainless Steel Braid-Stranded

T : FEP/FEP

8 TOLERANCE

CLB : Class B (Standard industrial class)

9 CONNECTORS (OPTIONAL ITEM)

0 : Nil

CN1 : Miniature connector

CN1WC : Miniature connector + wire clamp

CNS1 : Standard connector

CNS1WC : Standard connector + wire clamp

10 BAYONET ADAPTOR (OPTIONAL ITEM)

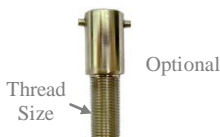
0 : Nil

A : 1/4 BSP (thread size)

C : 1/8 BSP (thread size)



Bayonet Adaptor



Remarks: Not all combination are available however we will offer the nearest to your requirement